

Get Started TytoHome Quick Start Guide

How to pair your TytoHome device with the TytoCare app

Download the TytoCare app



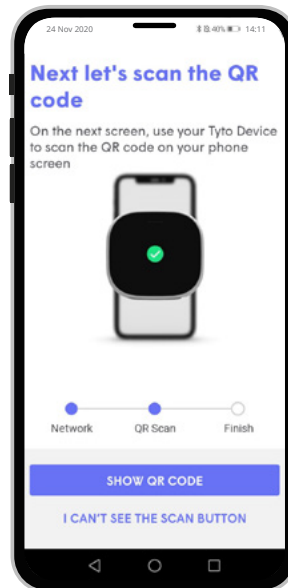
TytoCare



You will receive temporary access to an offline version of the TytoCare app to set up and test your device until the Discovery Connected Care platform is live.

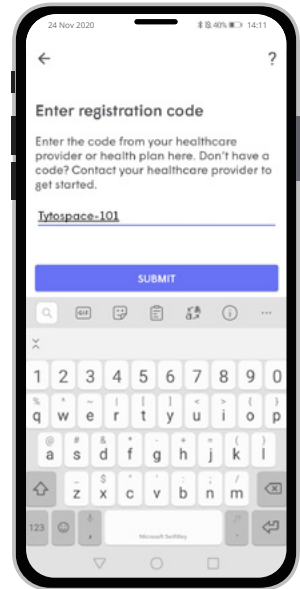
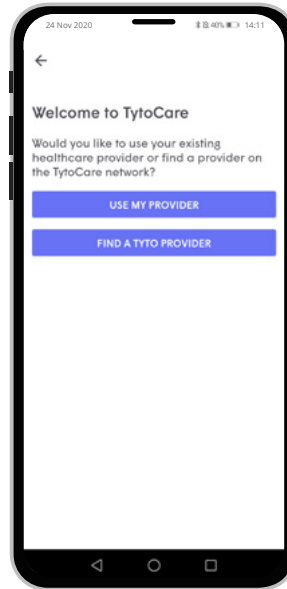
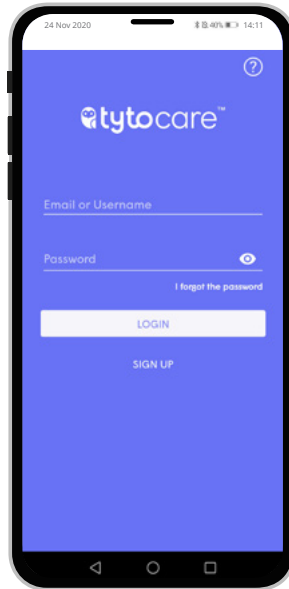
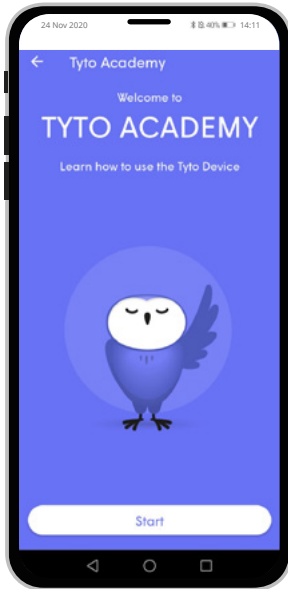
Pair your device

Follow the on-screen instructions to pair your device.

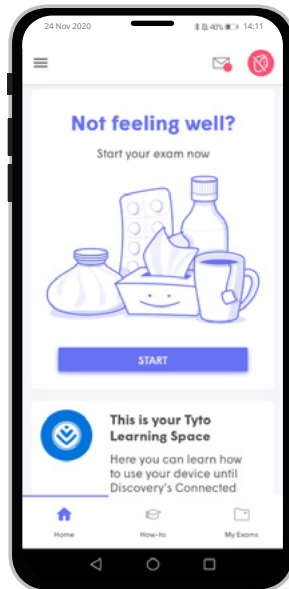
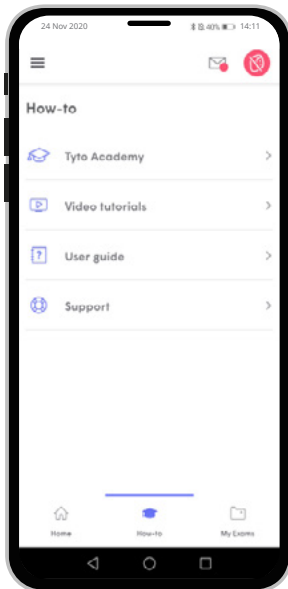


Set up your temporary profile

- 1 | Launch the TytoCare app and select "sign up"
- 2 | Select "Use my provider"
- 3 | Enter registration code: **TytoSpace-101**
- 4 | Follow the on-screen instructions to finalize registration



Enjoy learning how to use your TytoHome device



Learn how to use your TytoHome device, practise doing your own examinations, save your recordings and access a library of content.

Access to the TytoCare app will expire once the Discovery Connected Care app is available.