

Discovery Medical 2050 Fund

Minimum Disclosure Document

30 April 2025



Fund Detail

Portfolio manager	Colourfield Liability Solutions
Launch date	16 January 2017
Benchmark	Post-Retirement Medical Aid Contribution Index
Fund size	R19 093 019
NAV price	10.16c
Class	A
Income declaration	Rolled up within unit price
TER	1.67%
Transaction cost	0.04%
Initial fees	0.00%
Annual fees	1.25% (excl. VAT)

Fund Profile and Strategy

The Discovery Medical 2050 Fund is a uniquely structured fund designed specifically to meet the funding of postretirement medical aid contributions. The objective of the fund is to maximise the likelihood that there will be sufficient assets at retirement (around the year 2050) to provide for the required medical aid contributions for 20 years in retirement. To achieve its objective, the fund will aim to outperform the Post-Retirement Medical Aid Contribution Index.

The Fund is continually adjusted by Colourfield to ensure the correct balance between equity, comprised of the Discovery Top 40+ Fund managed by Discovery Life, and inflation-linked bonds, comprised of a long-duration bond fund and a short-duration bond fund, which are both managed by Colourfield. The ratio between the three funds, and therefore the risk profile of the fund, will vary over the investment term, following the group of investors who have a retirement date close to 2050.

Post-Retirement Medical Aid Contribution Index

The benchmark of the Discovery Medical 2050 Fund is the Post-Retirement Medical Aid Contribution Index, created by Colourfield and Discovery Invest. This unique tailor-made index is the first of its kind in South Africa and is endorsed by Nobel Laureate in Economics, Professor Robert Merton. The index tracks the value of the amount needed today to fund medical aid contributions for 20 years in retirement (after 2050). The calculation of the index takes into account Discovery Health Medical Scheme (DHMS) plan increases, inflation and long-term interest rates.

Contributions Required for Discovery Health Medical Scheme (DHMS) Plans

Shown below are the estimated lump-sum and recurring contributions required today in order to fund medical aid contributions for 20 years into retirement for either a principal only or a principal and spouse, assuming retirement in the year 2050. These figures will be updated from time to time in line with Discovery Health Medical Scheme plan increases and market performance. They can be used as an indication but are not guaranteed. They do not allow for the effects of Discovery Invest's Investment Integration, tax or financial adviser fees since these depend on personal circumstances, but we recommend that the amounts are adjusted to account for these.

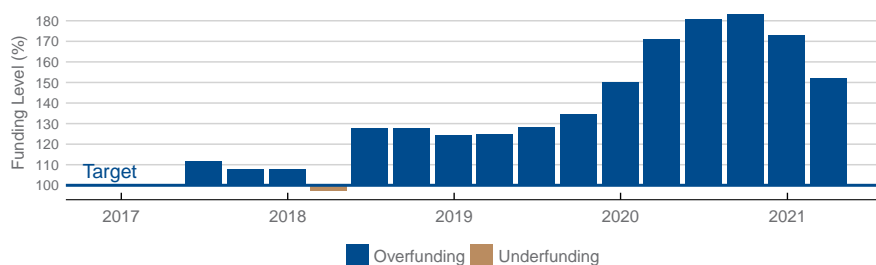
Discovery Health Medical Scheme Plan	Principal only		Principal and Spouse	
	Lump-sum	Recurring	Lump-sum	Recurring
Executive	R1 791 996	R5 852	R3 583 991	R11 703
Classic Comprehensive	R1 470 893	R4 803	R2 861 903	R9 345
Classic Delta Comprehensive	R1 324 484	R4 325	R2 578 253	R8 419
Essential Comprehensive	R1 400 962	R4 575	R2 724 137	R8 895
Essential Delta Comprehensive	R1 261 888	R4 121	R2 453 583	R8 012
Classic Smart Comprehensive	R1 425 058	R4 653	R2 740 376	R8 948
Classic Priority	R942 094	R3 076	R1 685 136	R5 503
Essential Priority	R917 475	R2 996	R1 639 040	R5 352
Classic Saver	R797 519	R2 604	R1 426 630	R4 658
Classic Delta Saver	R637 230	R2 081	R1 140 623	R3 725
Essential Saver	R718 684	R2 347	R1 257 959	R4 108
Essential Delta Saver	R573 323	R1 872	R1 006 001	R3 285
Coastal Saver	R674 945	R2 204	R1 182 267	R3 861
Classic Smart	R631 730	R2 063	R1 130 146	R3 690
Essential Smart	R452 320	R1 477	R904 641	R2 954
Classic Core	R791 495	R2 585	R1 415 891	R4 623
Classic Delta Core	R633 563	R2 069	R1 133 027	R3 700
Essential Core	R680 183	R2 221	R1 190 124	R3 886
Essential Delta Core	R543 466	R1 775	R952 309	R3 110
Coastal Core	R629 372	R2 055	R1 101 860	R3 598

Disability Protector

Upon early retirement due to a disability event, investors may be underfunded for their medical aid liability. The Disability Protector assists investors by providing a boost to their investment of up to 150%. The boost is calculated based on the value in the Discovery Medical 2050 Fund six months prior to the disability event. The size of the boost, shown in the table below, is dependent on the fund value and age at the time of disability, and is paid into the fund.

Medical Fund(s) value upon disability	Age upon event of disability		
	40 or younger	From 41 to 55	From 56 to 65
First R250 000	150%	100%	50%
Next R250 000	100%	60%	35%
Next R250 000	50%	35%	20%
Next R250 000	25%	20%	10%
Next R500 000	15%	10%	5%

Historical Funding Level



Funding Level Statistics

Statistic	Fund
Current Funding Level	152.24%
Liability Tracking Error (Ann.)	57.13%

Discovery Medical 2050 Fund

Minimum Disclosure Document

30 April 2025



Top 10 Holdings

Description	Weight
Naspers -n	15.0%
Firststrand	6.4%
Goldfields Ltd	5.6%
Stanbank	5.2%
Capitec	5.0%
Prosus Nv	4.7%
Anglo Gold Ashanti	4.3%
Mtn Group	3.6%
Anglo	3.4%
Compagnie Financiere	2.9%

Asset Class Returns - 1 year

Asset Class	Return
SA Equity	24.6%
SA Bonds	19.4%
SA Cash	8.2%
SA Property	29.7%
Offshore Equity	10.5%
Offshore Bonds	7.0%

Who Should Invest

The Fund is suited to investors looking to target their postretirement medical aid liability for 20 years in retirement.

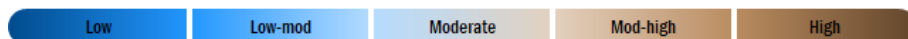
Why You Would Select This Fund

Personalised investment approach - to meet your medical aid contributions for you and your family upon reaching your retirement age. The Fund is dynamically managed in order to maximise the likelihood of providing the postretirement medical aid contributions for 20 years starting on or around 2025. This means that the fund is rebalanced on an ongoing basis to allocate between an equity component and an inflation-linked bond component based on changes in fund performance, inflation, actual Discovery Health Medical Scheme (DHMS) increases and long-term interest rates.

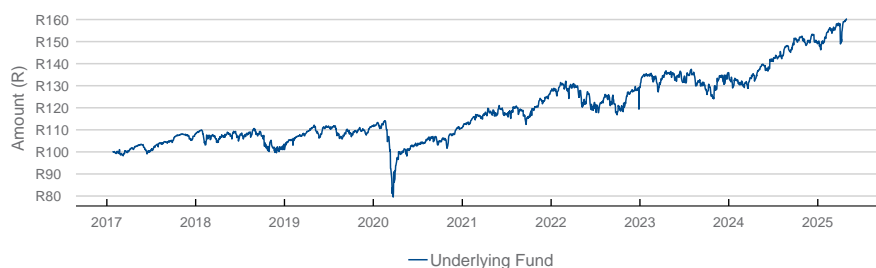
Investment expertise - the manager of the liability-driven investment strategy, Colourfield Liability Solutions, is the largest provider of liability-driven investment strategies in South Africa.

Regulation 28 compliant - the fund complies with Regulation 28 of the Pension Funds Act which governs the maximum allocation a fund may have to risky asset classes.

Risk Profile



Historical Performance Of Lump Sum Investment



Historical Performance Table

Period	Fund
1 year (Ann.)	17.23%
3 year (Ann.)	7.86%
5 year (Ann.)	9.90%
10 year (Ann.)	-
Since Launch (Ann.)	5.88%
Since Launch (Cum.)	60.38%

Risk Statistics Table

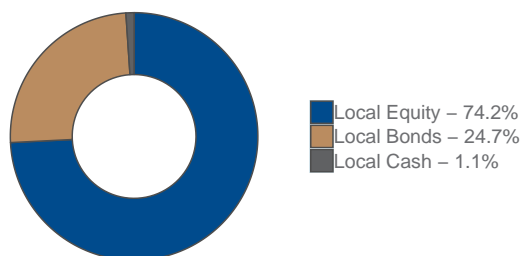
Statistic	Fund
Volatility (Last 3 Years Ann.)	13.09%
Maximum Drawdown	-30.27%
Best Annual Return	27.17%
Worst Annual Return	-15.37%
Sharpe Ratio (Rf = 0%)	0.58
Information Ratio	-

Performance figures are calculated using the Total Returns Index (TRI) for a lump sum investment. The TRI is calculated by purchasing and reinvesting units on the declaration date at the Net Asset Value (NAV) price as at the reinvestment date. The TRI on any day is adjusted for NAV movements and dividend declarations. The performance is shown as net of asset management fees.

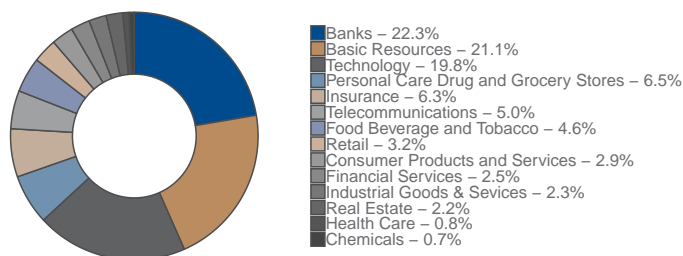
Monthly Returns Table - Last 5 Years

Year	Jan	Feb	Mar	Apr	May	Jun	Jul	Aug	Sep	Oct	Nov	Dec
2025	2.0%	1.1%	2.2%	2.1%	-	-	-	-	-	-	-	-
2024	-2.3%	-1.9%	2.5%	2.4%	0.1%	3.7%	2.5%	1.7%	1.9%	-0.3%	-0.7%	-0.2%
2023	4.0%	-0.9%	-0.4%	2.4%	-2.9%	1.0%	3.1%	-3.8%	-2.8%	-3.5%	8.6%	0.9%
2022	0.3%	2.2%	-0.5%	-1.7%	-0.4%	-4.4%	0.9%	0.1%	-4.2%	2.7%	6.1%	0.7%
2021	1.5%	2.5%	0.9%	0.7%	2.2%	-2.2%	2.3%	-0.9%	-2.4%	3.6%	2.1%	3.8%

Asset Allocation Chart



Sector Allocation Chart



Discovery Medical 2050 Fund

Minimum Disclosure Document

30 April 2025



Boosts, Benefits and Protectors

To see what benefits this fund qualifies for, click [here](#).

Contact Us

Discovery

Discovery Life Limited

Physical address 1 Discovery Place, Sandton, 2196
Postal address PO Box 653574, Benmore, 2010
Contact centre 0860 67 5777
Fax number 011 539 5777
Website www.discovery.co.za

Discovery Life Limited, registration number 1966/003901/06, is a licensed insurer, and an authorised financial services and registered credit provider, NCR Reg No. NCRCP3555.

Asset Manager

Colourfield Liability Solutions

Physical address 3 Melrose Boulevard, Melrose Arch, Johannesburg, 2196

Colourfield Liability Solutions is an authorised financial services provider.

Information You Need to Know about Your Investment in this Product

What is the investment?

This is not a unit trust therefore this fund is not regulated by the Collective Investment Schemes Control Act.

You understand that your investment may go up or down

1. Past performance is not necessarily a guide to future performance.
2. All returns quoted are after deduction of fund management fees.
3. All returns are in Rands.

Fees and charges for this investment

There are fees and other charges for this investment.

Funds are classified according to annual service fees so each class has its own fee structure.

Performance fees are not applicable.

You decide about the suitability of this investment for your needs

By investing in this Fund, you confirm that:

- Discovery Invest did not provide you with any financial and investment advice about this investment.
- you have taken particular care to consider whether this investment is suitable for your own needs, personal investment objectives and financial situation.
- this information is not advice as defined and contemplated in the Financial Advisory and Intermediary Services Act, 37 of 2002, as amended.
- Discovery Life shall not be liable for any actions taken by any person based on the correctness of this information.

Specific risks of this investment

- Default - there is a risk that the issuers of fixed income investments (e.g. bonds) may not be able to meet interest payments nor repay the money they have borrowed. The worse the credit quality of the issuer, the greater the risk of default and therefore investment loss.
- Derivatives - the use of derivatives may increase the overall risk in the Fund by multiplying the effect of both gains and losses. This may lead to large changes in the value of the Fund and potentially large financial loss.
- Interest rate - the value of fixed income investments (e.g. bonds) tends to decrease when interest rates and/or inflation rises.
- Third party operational - the Fund's operations depend on third parties. Investors in the Fund may suffer disruption or financial loss in the event of third-party operational failure.

This document was published on 16 May 2025.