

BGF World Healthscience Fund

Class D2 U.S. Dollar

BlackRock Global Funds

BlackRock

June 2025

Performance, Portfolio Breakdowns, Net Assets as at: 30-Jun-2025. All other data as at 09-Jul-2025.

This is a marketing communication. The investment which is promoted concerns the acquisition of units or shares in a fund, and not in any of the underlying assets owned by the fund. Investors should read the PRIIPs KID document and prospectus prior to investing, and should refer to the prospectus for the funds full list of risks.

This fund is a compartment of the Luxembourg UCITS BlackRock Global Funds (hereafter referred to as the “Fund”). The product consists of acquiring shares of the Fund, and not the underlying assets of the Fund.

FUND OVERVIEW

- The Fund aims to maximise the return on your investment through a combination of capital growth and income on the Fund's assets and invest in a manner consistent with the principles of environmental, social and governance (ESG) investing.
- The Fund invests globally at least 70% of its total assets in the equity securities (e.g. shares) of companies the main business of which is in healthcare, pharmaceuticals, medical technology and supplies and the development of biotechnology.
- The Fund's total assets will be invested in accordance with its ESG Policy as disclosed in the prospectus. For further details regarding the ESG characteristics please refer to the prospectus, and to the BlackRock website at www.blackrock.com/baselinescreens
- The investment adviser (IA) may use financial derivative instruments (FDIs) (i.e. investments the prices of which are based on one or more underlying assets) for investment purposes in order to achieve the investment objective of the Fund, and/or to reduce risk within the Fund's portfolio, reduce investment costs and generate additional income. The Fund may, via FDIs, generate varying amounts of market leverage (i.e. where the Fund gains market exposure in excess of the value of its assets).
- The Fund is actively managed, and the IA has discretion to select the Fund's investments. In doing, the IA will refer to the MSCI World Health Care Index (the “Index”) when constructing the Fund's portfolio, and also for performance comparison and risk management purposes, as further described in the prospectus. The IA is not bound by the components or weighting of the Index. and may also use its discretion to invest in securities not included in the Index. However, the sector requirements of the investment objective and policy may limit the extent to which the portfolio holdings will deviate from the Index.
- The price of equity securities fluctuates daily and may be influenced by factors affecting the performance of the individual companies issuing the equities, as well as by daily stock market movements, and broader economic and political developments which in turn may affect the value of your investment.
- The return on your investment in the Fund is directly related to the value of the underlying assets of the Fund, less costs (see “What are the costs?” below).
- The relationship between the return on your investment, how it is impacted and the period for which you hold your investment is considered below (see “How long should I hold it and can I take my money out early?”).
- The depositary of the Fund is The Bank of New York Mellon SA/NV, Luxembourg Branch.
- Further information about the Fund can be obtained from the latest annual report and half-yearly reports of the BlackRock Global Funds. These documents are available free of charge in English and certain other languages. These can be found, along with other (practical) information, including prices of units, on the BlackRock website at: www.blackrock.com or by calling the International Investor Servicing team on +352 46268 5111.
- Your shares will be non-distributing (i.e. dividend income will be included in their value).
- Your shares will be denominated in US Dollar, the Fund's base currency.
- You can buy and sell your shares daily. The minimum initial investment for this share class is US\$100,000 or other currency equivalent.

BGF World Healthscience Fund

Class D2 U.S. Dollar

BlackRock Global Funds



RISK INDICATOR



The risk indicator assumes you keep the product for 5 years. The actual risk can vary significantly if you cash in at an early stage and you may get back less.

CAPITAL AT RISK: The value of investments and the income from them can fall as well as rise and are not guaranteed. Investors may not get back the amount originally invested.

KEY RISKS:

- The summary risk indicator is a guide to the level of risk of this product compared to other products. It shows how likely it is that the product will lose money because of movements in the markets or because we are not able to pay you.
- We have classified this product as 4 out of 7, which is a medium risk class. This classification rates the potential losses from future performance at a medium level, and poor market conditions could affect the value of your investment. This classification is not guaranteed and may change over time and may not be a reliable indication of the future risk profile of the Fund. The lowest category does not mean risk free.
- **Be aware of currency risk.** If you receive payments in a currency that is different to the product's base currency, the final return you will get depends on the exchange rate between the two currencies. This risk is not considered in the indicator shown above.
- Please refer to the product's Prospectus for details of other materially relevant risks that may apply to this product.
- This product does not include any protection from future market performance so you could lose some or all of your investment.
- If the product is not able to pay you what is owed, you could lose your entire investment.

ⁱ For funds categorized Art. 8 or Art.9 SFDR, please note that the Index is not adapted to the social or environmental characteristics promoted by the fund on the basis of Art. 8 or Art.9 SFDR. For funds categorized as Other, please note that the ESG considerations do not apply.

ⁱⁱ Please note that the management company may at some point cease distributing its products in Belgium.

ⁱⁱⁱ The tax on stock exchange transactions associated with exit from and conversion of collective investment scheme units (accumulating shares) is 1.32% (max. EUR 4,000). Dividends received from distributing shares are subject to the Belgian withholding tax of 30%. The Belgian withholding tax, applying to natural persons residing in Belgium, applicable to interests included in the repurchase price of accumulating and distributing shares investing more than 10% of their assets in any kind of debts amounts to 30%. Costs may increase or decrease due to currency and exchange rate fluctuations.

^{iv} The purchase and sale of securities by the manager in the case of incoming/outgoing investors entails transaction costs for the fund (e.g. intermediation fees, taxes), which may result in a dilution effect for existing investors.

RATINGS**



KEY FACTS

Benchmarkⁱ : MSCI World Health Care Index

Asset Class : Equity

Fund Launch Date : 06-Apr-2001

Inception Date : 12-Nov-2007

Base Currency : USD

Share Class Currency : USD

Use of Income : Accumulating

Distribution Frequency : None

Net Assets of Fund (M) : 12.529,53 USD

Morningstar Category : Sector Equity Healthcare

SFDR Classificationⁱ : Article 8

Domicile : Luxembourg

ISIN : LU0329593007

Fund Term : No Term

Management Companyⁱⁱ : BlackRock (Luxembourg) S.A.

Sub Fund Name : World Healthscience Fund

FEES AND CHARGESⁱⁱⁱ

Annual Management Fee : 0,75%

Entry Fee : 5,00%

Annual Management Fees and Other Administrative or Operating Costs : 1,06%

Transaction Costs : 0,29%

Performance Fee : 0,00%

DEALING INFORMATION

Dealing Frequency : Daily, forward pricing basis

Dilution^{iv} : Max 1.5%

Settlement : Trade Date + 3 days

PORTFOLIO CHARACTERISTICS

Price to Book Ratio : 4,42x

Price to Earnings Ratio : 28,30x

3y Beta : 0,89

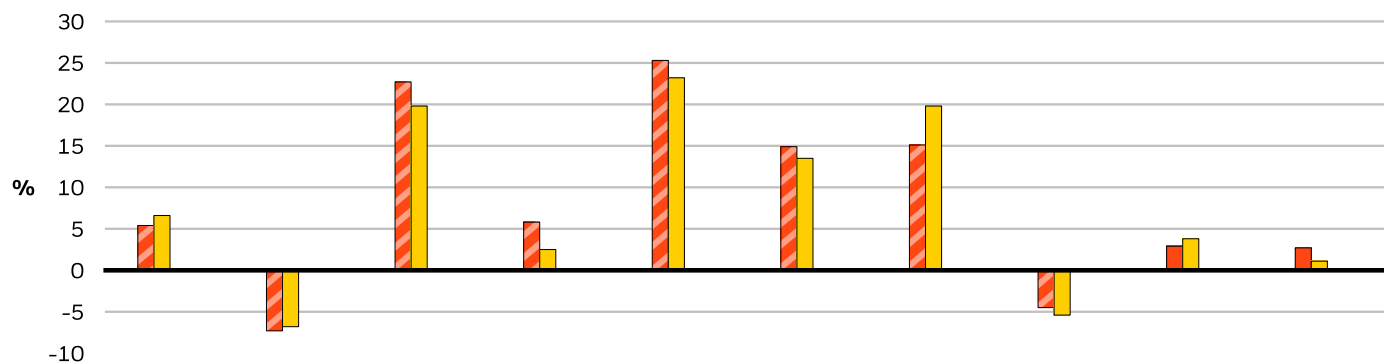
Standard Deviation (3y) : 12,44

Number of Holdings : 82

PORTFOLIO MANAGER(S)

Erin Xie
Xiang Liu

CALENDAR YEAR PERFORMANCE

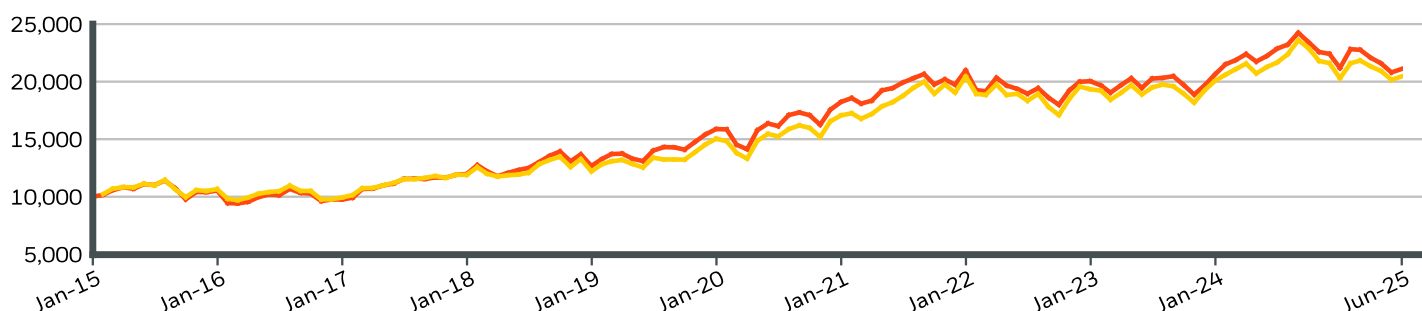


	2015	2016	2017	2018	2019	2020	2021	2022	2023	2024
Share Class	5,36	-7,35	22,71	5,81	25,26	14,86	15,05	-4,49	2,94	2,71
Benchmark ^{††}	6,60	-6,81	19,80	2,51	23,24	13,52	19,80	-5,41	3,76	1,13

During this period performance was achieved under circumstances that no longer apply.

On 30/Aug/2022, the Fund changed its name and/or investment objective and policy.

GROWTH OF HYPOTHETICAL 10,000 USD



CUMULATIVE & ANNUALISED PERFORMANCE

	CUMULATIVE (%)					ANNUALISED (% p.a.)	
	1m	3m	6m	YTD	1y	3y	5y
Share Class	1,44	-4,42	-0,38	-0,38	-7,72	3,65	5,51
Benchmark ^{††}	1,45	-4,09	0,80	0,80	-5,60	3,71	6,05

The figures shown relate to past performance. Past performance is not a reliable indicator of current or future performance and should not be the sole factor of consideration when selecting a product or strategy. Share Class and Benchmark performance displayed in USD, hedged fund benchmark performance is displayed in USD. Performance is shown on a Net Asset Value (NAV) basis, with gross income reinvested where applicable. The return of your investment may increase or decrease as a result of currency fluctuations if your investment is made in a currency other than that used in the past performance calculation. **Source:** BlackRock

Share Class BGF World Healthscience FundClass D2 U.S. Dollar

Benchmark^{††} MSCI World Health Care Index

Contact Us

For EMEA: +352 46268 5111 • www.blackrock.com/be • blackrock.dealing.lux@jpmorgan.com

BlackRock Global Funds



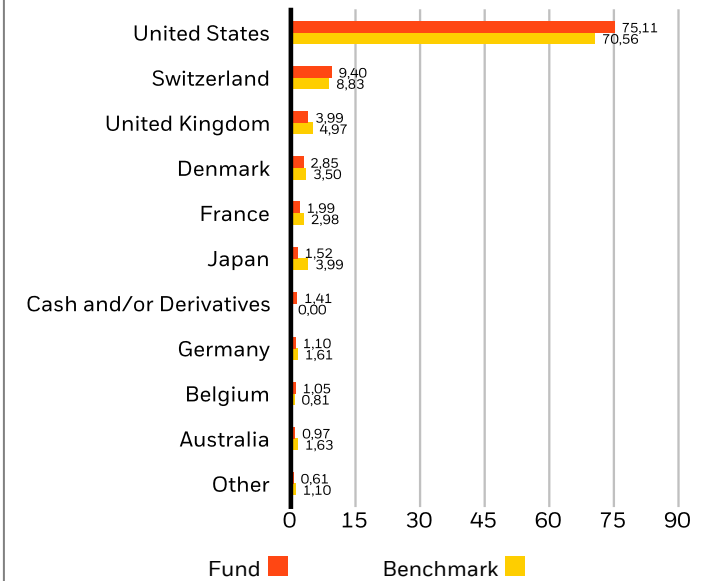
TOP 10 HOLDINGS (%)

ELI LILLY	7,01%
ABBVIE INC	5,64%
ABBOTT LABORATORIES	5,52%
JOHNSON & JOHNSON	5,04%
BOSTON SCIENTIFIC CORP	4,56%
UNITEDHEALTH GROUP INC	3,99%
ASTRAZENECA PLC	3,98%
MEDTRONIC PLC	3,06%
ROCHE HOLDING PAR AG	2,97%
NOVARTIS AG	2,91%

Total of Portfolio

Holdings subject to change

GEOGRAPHIC BREAKDOWN (%)



Allocations are subject to change. **Source:** BlackRock

Contact Us

For EMEA: +352 46268 5111 • www.blackrock.com/be • blackrock.dealing.lux@jpmorgan.com

IMPORTANT INFORMATION:

You should read the prospectus available on our website www.blackrock.com/be and PRIIPs KID before making any investment decision. They can be found at <http://kiid.blackrock.com>. For any complaint about this fund, please contact BlackRock on +32 2402-4903 or by email at belux@blackrock.com. You can also contact the Consumer Mediation Service. More information can be found at <http://www.ombudsfin.be>. Visit www.fundinfo.com or our website www.blackrock.com/be for the publication of the net asset value. Subscriptions for BGF collective investment scheme compartments will be accepted exclusively on the basis of the current prospectus, the KID and the most recent annual report published by SICAV BlackRock Global Funds. Copies of these documents are available free of charge in English and if available in French or in Dutch (for the KID) from the offices of our trading partners (distributors) and from BlackRock financial services in Belgium: J.P. Morgan Chase Bank, Boulevard du Roi Albert II 1, B-1210 Brussels. Copies of these documents are also available free of charge from the Belgian office of BlackRock Investment Management (UK) Limited, Square de Meeûs 35, B-1000 Brussels.

**** The Morningstar Medalist Rating™** is the summary expression of Morningstar's forward-looking analysis of investment strategies using a rating scale of Gold, Silver, Bronze, Neutral, and Negative. The ratings indicate which investments Morningstar believes are likely to outperform a relevant index or peer group average on a risk-adjusted basis over time. Analysts assign three pillar ratings (People, Parent and Process) based on their qualitative assessment, subject to the oversight of the Analyst Rating Committee, and monitor and reevaluate them at least every 14 months. For more detailed information about these ratings and methodology, please go to global.morningstar.com/managerdisclosures. The ratings are not statements of fact, nor credit or risk ratings. The rating (i) should not be used as the sole basis in evaluating an investment product, (ii) involves unknown risks which may cause expectations not to occur or to differ from what was expected, (iii) are not guaranteed to be based on complete or accurate assumptions, (iv) involve the risk that the return target will not be met due to unforeseen changes in management, technology, economic development, interest rate development, operating and/or material costs, competitive pressure, supervisory law, exchange and tax rates, and/or changes in political and social conditions, and (v) should not be considered an offer or solicitation to buy or sell the investment product.

In the European Economic Area (EEA): this is issued by BlackRock (Netherlands) B.V., authorised and regulated by the Netherlands Authority for the Financial Markets. Registered office Amstelplein 1, 1096 HA, Amsterdam, Tel: +352 46268 5111. Trade Register No. 17068311 For your protection telephone calls are usually recorded.

BGF Funds: BlackRock Global Funds (BGF) is an open-ended investment company established and domiciled in Luxembourg which is available for sale in certain jurisdictions only. BGF is not available for sale in the U.S. or to U.S. persons. Product information concerning BGF should not be published in the U.S. BlackRock Investment Management (UK) Limited is the Principal Distributor of BGF and it and/or the Management Company (BLACKROCK (LUXEMBOURG) S.A ("BLUX")) may terminate marketing at any time. In the UK subscriptions in BGF are valid only if made on the basis of the current Prospectus, the most recent financial reports and the Key Investor Information Document, and in EEA and Switzerland subscriptions in BGF are valid only if made on the basis of the current Prospectus, the most recent financial reports and the Packaged Retail and Insurance-based Investment Products Key Information Document (PRIIPs KID), which are available in the jurisdictions and local language where they are registered, these can be found at www.blackrock.com on the relevant product pages. Prospectuses, Key Investor Information Documents, PRIIPs KID and application forms may not be available to investors in certain jurisdictions where the Fund in question has not been authorised. Investors should understand all characteristics of the funds objective before investing, if applicable this includes sustainable disclosures and sustainable related characteristics of the fund as found in the prospectus, which can be found www.blackrock.com on the relevant product pages for where the fund is registered for sale. For information on investor rights and how to raise complaints please go to <https://www.blackrock.com/corporate/compliance/investor-right> available in in local language in registered jurisdictions.

Any research in this document has been procured and may have been acted on by BlackRock for its own purpose. The results of such research are being made available only incidentally. The views expressed do not constitute investment or any other advice and are subject to change. They do not necessarily reflect the views of any company in the BlackRock Group or any part thereof and no assurances are made as to their accuracy.

This document is for information purposes only.

© 2025 BlackRock, Inc. All Rights reserved. BLACKROCK, BLACKROCK SOLUTIONS and iSHARES are trademarks of BlackRock, Inc. or its affiliates. All other trademarks are those of their respective owners.

Contact Us

For EMEA: +352 46268 5111 • www.blackrock.com/be • blackrock.dealing.lux@jpmorgan.com

GLOSSARY

IA: Investment Advisor: An Investment Advisor (IA) is a professional specialized in managing the financial investments of their clients. The IA offers advice on how to invest money in various financial instruments such as stocks, bonds, mutual funds, and other financial products.

MD: Maturity Date: The maturity date is the term used in the financial sector to refer to the date on which a bond must be repaid, or a payment must be settled. For example, in the context of invoices, the maturity date is the deadline by which the payment must be made.

EMEA: Europe, Middle East, and Africa: EMEA is an acronym used to designate the geographical region that includes Europe, the Middle East, and Africa. It is used by companies, media, and various institutions for purposes such as communication, trade, and marketing.

DFM: Delegated Financial Manager: A Delegated Financial Manager is the company to which the Fund Management Company has delegated the management of the portfolio and is responsible for managing the financial securities on behalf of the fund and making investments.

IG: Investment Grade: Investment Grade refers to debt securities (bonds) issued by borrowers that receive a rating ranging from AAA to BBB- according to Standard & Poor's rating scale. These bonds are considered to have a low risk of default compared to "high yield" or "speculative grade" bonds, which carry a higher risk of default but offer potentially higher returns. This rating applies to both issuances and issuers (including government or public entity securities) to assess their creditworthiness.

IP: Investment Period: The Investment Period (IP) corresponds to the period during which a fund manager can make capital calls from investors to make investments planned in the Fund's investment objective. The investment period generally begins on the first day the Fund receives initial subscriptions and ends after this investment period, which varies depending on the fund's strategy.

IP: Implementation Period: The Implementation Period (IP) refers to the period during which a new initiative, project, strategy, or investment is introduced and implemented.

RIA: Registered Investment Advisor (RIA): A Registered Investment Advisor (RIA) is a professional or firm registered with a supervisory authority that advises clients on securities investments and can manage their investment portfolios.

NAV: Net Asset Value: See below.

Action: Stock: A stock is an ownership security that represents a share of a company's capital.

Capitalization Shares: This term refers to shares that do not pay dividends but whose gains are reinvested in the company.

3-Year Beta: Beta is an indicator that measures the sensitivity of a financial security to overall market movements. A beta greater than 1 indicates that the asset is more volatile than the market, while a beta less than 1 indicates that the asset is less volatile than the market.

Weighted Average Market Capitalization (in millions): The weighted average market capitalization is the total value of a company's outstanding shares, weighted by the number of outstanding shares.

Share Class: This term refers to any class of shares attributable to a given Compartment and conferring rights to participate in the assets and liabilities of that Compartment, as indicated in the "Share Classes and Forms" section.

Lipper Global Fund Classification: The Lipper Global Fund Classification is a system used to evaluate and compare investment funds on an international scale. It is based on a methodology that assesses investment funds according to financial and performance criteria. Funds are classified into different categories, such as diversified US equities and foreign funds. Funds in the top 20% of their category receive the Lipper Leader title, indicating they have outperformed their peers. This classification is used by investors and mutual fund companies to compare and evaluate investment funds.

SFDR Classification: Article 8: Products that promote environmental or social characteristics and good governance practices. Article 9: Products that have sustainable investments as their objective and follow good governance practices. Other: Products that do not meet the criteria to be classified as Articles 8 or 9.

Performance Fee: A performance fee is a payment made to the Fund Management Company for generating positive returns beyond a certain threshold. Performance fees are applied when the Fund outperforms its benchmark index, if it has one. For example, the performance fee can reach up to 20.00% of any return achieved by the Fund beyond the 3 Month EURIBOR index (Industry Standard). More information is available in the Fund's Prospectus available on the relevant product page for the jurisdiction where the Fund is registered for sale.

Compartment: This term refers to a compartment of a Fund created by the Company, comprising one or more segregated classes of financial securities, to which the assets, liabilities, income, and expenses attributable to that compartment will be allocated, as indicated later in this Prospectus.

Repurchase Agreements: Financial agreements in which a banking institution or investor sells financial securities to another entity while committing to repurchase them at a future agreed date and a predetermined price.

Price/Earnings Ratio: The price/earnings ratio (P/E ratio) is a measure of a company's valuation, calculated by dividing the current stock price by the earnings per share.

Data Coverage (%): The percentage of available or collected data compared to the total possible or expected data. The "Data Coverage (%)" data point is a metric summarizing the completeness level of the data used to generate the overall rating mentioned in the factsheet. This information is related to Morningstar ratings.

Contact Us

For EMEA: +352 46268 5111 • www.blackrock.com/be • blackrock.dealing.lux@jpmorgan.com

Reference Currency: This term refers to the currency indicated in Annex F relating to the share of each Compartment or Fund.

KID/KIID: This term refers to the Key Investor Information Document or Key Information Document, published for each Share Class, in accordance with the 2010 Law.

Effective Duration: Effective duration is a measure of a bond's price sensitivity to interest rate changes. It considers the impact of interest rate changes on a bond's cash flows. A high duration indicates greater sensitivity to interest rate risk.

Modified Duration: Modified duration measures a bond's price sensitivity to interest rate changes, considering the effects of interest rate changes.

Lifespan: The lifespan of a Fund and the Fund's maturity date are not always fixed, but in certain circumstances, as described in the Fund's prospectus, the Fund may have a fixed lifespan.

Standard Deviation: Standard deviation is a statistical measure of the dispersion of values in a data set relative to its mean. In finance, it is used to assess the risk or volatility of a financial asset or portfolio of assets. The higher the standard deviation, the more likely the asset values are to vary from their mean, indicating higher risk.

Dilution Effect: The dilution effect refers to the decrease in the value of existing shares of a company when new shares are issued. This reduces the percentage of ownership of existing shareholders.

Leverage Effect: When the Fund acquires market exposure greater than the value of its assets, potentially amplifying gains in case of positive performance of the underlying assets but also increasing losses in case of a decline in their value.

ESG: This term refers to "environmental, social, and governance" criteria, which are three central factors used to measure the sustainability and ethical impact of an investment in an issuer's securities. For example, "environmental" can cover themes such as climate risks and natural resource scarcity, "social" can include labour issues and product liability risks such as data security, and "governance" can encompass elements such as business ethics and executive compensation. These are just examples and do not necessarily determine the policy of any ESG Compartment. For more information, investors are invited to consult the investment policy of an ESG Compartment, including any website cited in said investment policy.

EURIBOR: This term refers to the Euro Interbank Offered Rate.

Europe or European: This term refers to all European countries, including the United Kingdom, Eastern Europe, and former Soviet Union countries.

Exclusions provided for Paris Agreement-aligned benchmarks: This term refers to the exclusions applicable to administrators of benchmarks aligned with the Paris Agreement, as set out in Commission Delegated Regulation (EU) 2020/1818 of 17 July 2020, as amended, revised, or supplemented from time to time.

These exclusions notably include:

- Companies active in the extraction, processing, or distribution of thermal coal, oil, or unconventional gas;
- Issuers involved in serious violations of social, environmental, or governance standards;
- States that have not ratified certain fundamental human rights treaties (e.g., Convention against Torture, abolition of the death penalty);
- Entities lacking a credible decarbonization trajectory aligned with the objectives of the Paris Agreement.

Funds in the Peer Group: The number of funds in the relevant peer group of the Lipper Global Classification for which ESG data is available.

Short-Term Variable Net Asset Value Money Market Funds: Short-term variable net asset value money market funds are investment funds that invest in highly liquid short-term instruments. They offer day-to-day valuation and consist of assets with an average maturity of 2 to 4 months.

High Water Mark: The high water mark is the highest value reached by an investment fund or a share of a Fund. It is often used to determine the performance fee that the management company will receive. This mechanism protects investors by ensuring they do not pay performance fees for mediocre performance or for the same performance twice.

Paris Agreement-aligned benchmarks: EU climate benchmarks designed to align investment portfolios with the objectives of the Paris Agreement. They notably require a significant reduction in carbon emissions, an annual decarbonization trajectory, and the exclusion of companies active in fossil fuels or involved in serious violations of ESG standards.

Sustainable Investments: This term refers to an investment in an economic activity that contributes to an environmental or social objective, provided that the investment does not significantly harm an environmental or social objective and that the companies being invested in follow good governance practices.

Mark-to-Market: Mark-to-market (MTM) is a valuation method for financial securities that measures the fair value of financial securities that can fluctuate over time. It aims to provide a realistic assessment of the current financial situation of a company or a financial security or asset that is likely to be sold under market conditions at a given time.

Mark-to-Model: Mark-to-model is a valuation method for assets based on financial models, unlike mark-to-market valuations that use market prices. This method is used when assets do not have a regular market providing accurate prices.

Commodities: Natural materials that are subject to artisanal or industrial transformation.

Nominal Weighted Average Life (NWAL): The period by which the bond's price (principal) must be repaid. The weighted average maturity of the Fund is the average maturity of the underlying bonds, adjusted to account for their respective weightings within the Fund.

Weighted Average Carbon Intensity (tons of CO₂e/M\$ sales): Measures a fund's exposure to carbon-emitting companies. This figure represents the estimated greenhouse gas emissions for \$1 million in sales relative to all the fund's holdings. This allows for comparison of funds of different sizes.

Nominal WAL (Weighted Average Life): The average period during which each dollar of unpaid principal on a loan, mortgage, or amortizable bond remains outstanding. It is a measure used in finance to assess the time required to repay the principal of a debt instrument.

Global Industry Classification Standard: The Global Industry Classification Standard is an economic taxonomy designed and maintained by **Contact Us**

For EMEA: +352 46268 5111 • www.blackrock.com/be • blackrock.dealing.lux@jpmorgan.com

Morgan Stanley Capital International (MSCI) and S&P (Standard & Poor's) for the finance sector. This classification, known as GICS, is structured into four levels: 11 sectors, 24 industry groups, 68 industries, and 154 sub-industries.

MSCI ESG Fund Ratings (AAA-CCC): MSCI ESG Fund Ratings evaluate the environmental, social, and governance characteristics of investment funds. Funds are rated on a scale from AAA to CCC, where funds rated AAA to AA are considered leaders with exemplary ESG risk management, those rated A to BB are deemed average with adequate ESG risk management, and those rated B to CCC are considered laggards with insufficient ESG risk management.

UCITS: This term refers to an Undertaking for Collective Investment in Transferable Securities.

Percentage (%) of Holdings with Available MSCI ESG Data: The percentage of a fund's holdings for which MSCI ESG rating data is available.

Pre-Money Valuation: The pre-money valuation is the estimated value of a company before it receives new capital from investors.

Prospectus: This term refers to a fund's prospectus, which is a detailed information document that the Fund must produce to issue securities to the public. It contains essential information about the fund, such as its investment objectives, strategy, associated risks, fees, and past performance. The prospectus allows investors to make informed decisions by assessing the fund's financial situation and prospects.

Price/Book Ratio: The price/book ratio, also known as the price/book value ratio (P/B ratio), compares the current stock price of a company to its book value per share. It is the ratio between the company's stock price and its book value per share in the last quarter.

Sharpe Ratio: The Sharpe ratio measures the risk-adjusted performance of an investment. It is calculated by dividing the investment's excess return over the risk-free rate by its standard deviation.

SFDR Regulation: This term refers to Regulation (EU) 2019/2088 of the European Parliament and of the Council of 27 November 2019 on sustainability-related disclosures in the financial services sector, as amended, modified, or supplemented as necessary.

Yield to Maturity: The total anticipated return of a bond if it is held until maturity.

MSCI ESG Quality Score – Percentile Relative to Peers: The ESG percentile of the fund compared to its peer group according to Lipper.

MSCI ESG Quality Score (0-10): The MSCI ESG quality score (0-10) of funds is calculated using the weighted average of the ESG scores of the fund's holdings. The score also takes into account the trends in ESG ratings assigned to the holdings and the fund's exposure to holdings with lagging performance. MSCI rates the underlying holdings based on their exposure to 35 sector-specific ESG risks and their ability to manage these risks relative to their peers.

SICAV: This term refers to an investment company with variable capital.

Management Company: A financial organization specialized in managing investments on behalf of external clients.

Credit Rating (A-1+ / A-1 / AAA): Credit ratings such as A-1+, A-1, and AAA are evaluations of the credit quality of debt issuers. AAA is the highest rating, indicating an extremely strong capacity to meet financial obligations. A-1+ and A-1 are short-term ratings, with A-1+ being the highest.

Based on Analyst Information (%): The percentage of data or information used in an analysis that comes directly from analysts. This can include qualitative and quantitative assessments, forecasts, recommendations, and other types of analytical data. This information is related to Morningstar ratings.

MSCI Weighted Average Carbon Intensity Coverage Rate: The percentage of the fund's holdings for which MSCI carbon intensity data is available. The MSCI Weighted Average Carbon Intensity indicator is displayed regardless of the fund's coverage rate. Funds with low coverage may not fully represent the fund's carbon characteristics due to the lack of available data.

Fixed Income Securities: Fixed income securities, such as bonds and money market instruments, typically generate predictable interest income or a future lump sum payment. They are issued by governments and corporations.

Net Asset Value: The net asset value (NAV) is a measure that reflects the total value of the assets of a collective investment scheme (CIS), such as a SICAV (investment company with variable capital) or a FCP (mutual fund), minus its liabilities. It is calculated by dividing the net asset value by the number of shares or units outstanding.

Volatility: Volatility is a measure of the variation in the price of a financial asset over a given period. It is often used to assess the risk of an investment. The greater the volatility, the higher the risk.

Contact Us

For EMEA: +352 46268 5111 • www.blackrock.com/be • blackrock.dealing.lux@jpmorgan.com