



Invesco Greater China Equity Fund

Z-Acc Shares

31 March 2025

This marketing communication is exclusively for use by retail clients in Austria. Investors should read the legal documents prior to investing. Please do not redistribute externally.

Summary of fund objective

The objective of the Fund is to achieve long-term capital growth by investing in securities of Greater China. For the full objectives and investment policy please consult the current prospectus.

Key facts



Raymond Ma
Managed fund since
July 2023

Share class launch

21 August 2013

Original fund launch

15 July 1992

Legal status

Luxembourg SICAV with UCITS status

Share class currency

USD

Share class type

Accumulation

Fund size

USD 427.88 mn

Reference Benchmark ¹

MSCI Golden Dragon 10/40 Index (Net Total Return)

Bloomberg code

INVPGZU LX

ISIN code

LU0955862528

Settlement date

Trade Date + 3 Days


Morningstar Rating™

★★★★

Risk Indicator ²

Lower risk

Higher risk



Investment risks

For complete information on risks, refer to the legal documents. The value of investments and any income will fluctuate (this may partly be the result of exchange rate fluctuations) and investors may not get back the full amount invested. As a large portion of the fund is invested in less developed countries, you should be prepared to accept significantly large fluctuations in the value of the fund. As this fund is invested in a particular country, you should be prepared to accept greater fluctuations in the value of the fund than for a fund with a broader investment mandate. The fund may invest in certain securities listed in China which can involve significant regulatory constraints that may affect the liquidity and/or the investment performance of the fund. The fund invests in a limited number of holdings and is less diversified. This may result in large fluctuations in the value of the fund.

Fund Strategy

The fund aims to achieve long-term capital growth by investing in securities of Greater China. The team makes use of a bottom-up, selective approach to invest in companies that display sustainable leadership and competitive advantages, while trading at a discount to their view of fair value. A well-resourced and experienced team engages in on-the-ground research to gain an informational advantage and an opportunity to achieve favourable returns. Environmental, Social and Governance (ESG) considerations are fully integrated in the investment process.

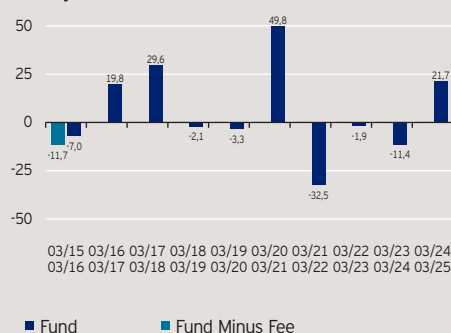
Past performance does not predict future returns. The performance period shown here starts on the last day of the first indicated month and ends on the last day of the last indicated month.

Performance*

Indexed performance*



Rolling 12-Month Bar Chart %



Cumulative performance*

in %	1 year	3 years	5 years
Fund	21.66	5.72	6.84
Benchmark	26.34	8.51	30.15

Calendar year performance*

in %	2020	2021	2022	2023	2024
Fund	29.44	-17.60	-20.52	-7.14	14.54
Benchmark	29.04	-9.74	-21.86	-2.06	19.04

The performance data shown does not take account of the commissions and costs incurred on the issue and redemption of units. Returns may increase or decrease as a result of currency fluctuations. The investment concerns the acquisition of units in an actively managed fund and not in a given underlying asset. An initial charge of 5.26% of the net invested amount that applies at the time of purchase will detract from performance. This corresponds to 5.00% of the gross invested amount. Additional expenses such as custodian and transaction fees may also detract from performance.

*Source: © 2025 Morningstar. Indexed performance: Performance of an investment of 100 in share class currency. Performance calculations are made by using the BVI-Method with gross income re-invested unless otherwise stated. All performance data on this factsheet is in the currency of the share class. Reference Benchmark Source: RIMES. The benchmark index is shown for performance comparison purposes only. The Fund does not track the index.

Invesco Greater China Equity Fund

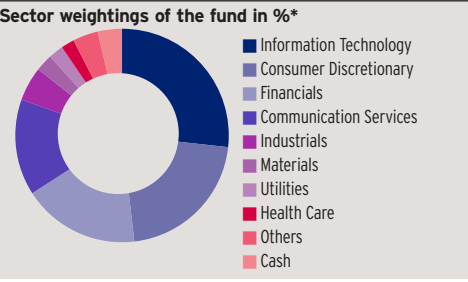
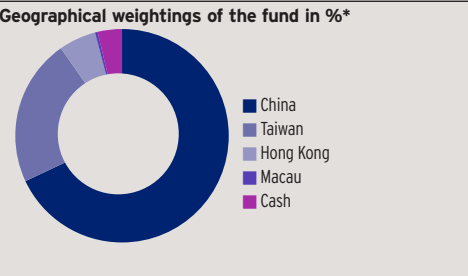
Z-Acc Shares

31 March 2025

Holdings and active weights*

(total holdings: 87)

Top 10 holdings	%	Top 10 overweight	+	Top 10 underweight	-
Tencent	9.9	MediaTek	2.4	China Construction Bank 'H'	2.3
Taiwan Semiconductor	9.5	Industrial & Commercial Bank of China 'H'	2.4	Hon Hai Precision Industry	1.5
Alibaba	6.9	Taiwan Semiconductor	1.9	Meituan	1.0
MediaTek	4.2	JD.com	1.6	Ping An Insurance Group Co of China	0.8
Industrial & Commercial Bank of China 'H'	3.7	Zijin Mining 'H'	1.5	Baidu	0.7
Xiaomi	3.4	Delta Electronics	1.4	PDD ADR	0.7
JD.com	3.0	Sieyuan Electric 'A'	1.4	Bank of China 'H'	0.6
AIA	2.3	E.Sun Financial	1.4	Fubon Financial	0.6
Hong Kong Exchanges & Clearing	2.1	PICC Property & Casualty 'H'	1.3	CTBC Financial	0.5
Delta Electronics	2.0	China Yangtze Power 'A'	1.1	PetroChina 'H'	0.5



Geographical weightings*

in %	Fund	Bench mark
China	68.0	66.0
Taiwan	22.3	25.3
Hong Kong	5.6	8.3
Macau	0.4	0.4
United States	0.0	0.1
Cash	3.7	0.0

Sector weightings*

in %	Fund	Bench mark
Information Technology	26.7	22.9
Consumer Discretionary	21.4	22.7
Financials	17.8	20.8
Communication Services	14.5	13.3
Industrials	5.2	5.0
Materials	2.6	2.7
Utilities	2.3	2.3
Health Care	2.0	2.6
Others	3.8	7.6
Cash	3.7	0.0

Financial characteristics*

Average weighted market capitalisation	USD 202.03 bn
Median market capitalisation	USD 17.21 bn

NAV and fees

Current NAV	USD 17.19
12 month price high	USD 18.60 (18/03/2025)
12 month price low	USD 13.93 (16/04/2024)
Minimum investment ³	USD 1,500
Entry charge	Up to 5.00%
Annual management fee	0.75%
Ongoing costs ⁴	1.14%

Source: *Invesco. Costs may increase or decrease as result of currency and exchange rate fluctuations. Consult the legal documents for further information on costs. Portfolio weightings and allocations are subject to change. The weightings for each breakdown are rounded to the nearest tenth or hundredth of a percent; therefore, the aggregate weights for each breakdown may not equal 100%. The top 10 overweight and underweight positions represent the largest weighting differences between the fund and the benchmark.

-2/4-

Invesco Greater China Equity Fund

Z-Acc Shares

31 March 2025

Important Information

¹Previous Benchmark: MSCI Golden Dragon Index (Net Total Return) up to 31 August 2023.

²The Risk Indicator is subject to change and is correct based on the data available at the time of publication.

³The minimum investment amounts are: USD 1,500 / EUR 1,000 / GBP 1,000 / CHF 1,500 / SEK 10,000. Please contact us or refer to the most up to date Prospectus for details of minimum investment amounts in other currencies.

⁴The Ongoing costs represent management fee and operating fee of the Share class (including the operational expenses of the underlying funds). It excludes portfolio transaction costs. It is a percentage of the value of your investment per year. This is an estimate based on actual costs over the last year, or on expected costs if newly launched.

This marketing communication is for use in Austria. Investors should read the legal documents prior to investing. By accepting this material, you consent to communicate with us in English, unless you inform us otherwise. Data as at 31 March 2025, unless otherwise stated.

This is marketing material and not financial advice. It is not intended as a recommendation to buy or sell any particular asset class, security or strategy. Regulatory requirements that require impartiality of investment/investment strategy recommendations are therefore not applicable nor are any prohibitions to trade before publication. Views and opinions are based on current market conditions and are subject to change. For information on our funds and the relevant risks, refer to the Key Information Documents/Key Investor Information Documents (local languages) and Prospectus (English, French, German, Spanish, Italian), and the financial reports, available from www.invesco.eu. A summary of investor rights is available in English from www.invescomanagementcompany.lu. The management company may terminate marketing arrangements. Not all share classes of this fund may be available for public sale in all jurisdictions and not all share classes are the same nor do they necessarily suit every investor.

© 2025 Morningstar. All rights reserved. The information contained herein: (1) is proprietary to Morningstar and/or its content providers; (2) may not be copied or distributed; and (3) is not warranted to be accurate, complete or timely. Neither Morningstar nor its content providers are responsible for any damages or losses arising from any use of this information.

Issued in Austria by Invesco Management S.A., President Building, 37A Avenue JF Kennedy, L-1855 Luxembourg, regulated by the Commission de Surveillance du Secteur Financier, Luxembourg.

Invesco Greater China Equity Fund

Z-Acc Shares

31 March 2025

SFDR (Sustainable Finance Disclosure Regulation)

The Fund complies with Article 8 with respect to the EU's Sustainable Finance Disclosure Regulation*. As such, the fund promotes, among other characteristics, environmental or social characteristics or a combination of those characteristics. In addition, the companies in which the fund invests follow good governance practices. *Regulation (EU) 2019/2088 on sustainability - related disclosures in the financial services sector.

Exclusion Framework

The Fund embeds an exclusionary framework to specific activities based on UN Global Compact, severe governmental sanctions, revenue thresholds for certain activities linked to environmental and/or social criteria, as well as ensuring that companies follow good governance practices. The list of activities and their thresholds are listed below. For further details on the exclusion framework and characteristics applied by the fund please refer to the website of the manager <https://www.invescomanagementcompany.lu>:

UN Global Compact	- Non-Compliant
Country sanctions	- Sanctioned investments are prohibited*
Controversial weapons	- 0% of revenue including companies involved in the manufacture of nuclear warheads or whole nuclear missiles outside of the Non-Proliferation Treaty (NPT)
Coal	- Thermal Coal extraction: $\geq 5\%$ of revenue - Thermal Coal Power Generation: $\geq 10\%$ of revenue
Unconventional oil & gas	- $\geq 5\%$ of revenue on each of the following: Arctic oil & gas exploration; Oil sands extraction; Shale energy extraction;
Tobacco	- Tobacco Products production: $\geq 5\%$ of revenue - Tobacco related products and services: $\geq 5\%$ of revenue
Others	- Recreational cannabis: $\geq 5\%$ of revenue
Good governance	- Ensure that companies follow good governance practices in the areas of sound management structures, employee relations, remuneration and tax compliance
Military Contracting	- Military Contracting Overall $\geq 10\%$

*At Invesco we continuously monitor any applicable sanctions, including those imposed by the UN/US/EU and UK. These sanctions may preclude investments in the securities of various governments/regimes/entities and as such will be included in our compliance guidelines and workflows (designed to ensure compliance with such sanctions). The wording of international sanctions is something that we pay particular attention to as there are occasions where sanctions can exist in limited form, for example allowing investments in the secondary market. In addition to sanctions targeting entire countries, there are other thematic regimes, which may focus for example on human rights, cyber attacks, terrorist financing and corruption, which may apply to both individuals and/or entities/corporations.

Any investment decision should take into account all the characteristics of the fund as described in the legal documents. For sustainability related aspects, please refer to: <https://www.invescomanagementcompany.lu/lux-manco/literature>.

Invesco's Approach to ESG

Invesco has an investment-led ESG approach. We provide a comprehensive range of ESG-focused capabilities that enable clients to express their values through investing. Where appropriate, for certain funds, we also integrate financially material ESG considerations, taking into account critical factors that help us deliver strong outcomes to clients.