

Momentum Equity Fund

Class B5 | Minimum Disclosure Document (MDD) as at 31 August 2023

Benchmark: FTSE/JSE Capped SWIX (J433T)

Investments managed by: Momentum Outcome-based Solutions (Pty) Ltd

Momentum outcome-based investing philosophy

Investment success is about consistently meeting an investor's investment needs – whether that be to generate an income stream in retirement, preserve capital or simply to grow wealth within the parameters of a certain risk profile.

In order to maximise that probability of an investor reaching their desired objective, Momentum has built a leading range of outcome-based investment solutions that set their sights beyond mere benchmarks and instead focus on the things that matter the most to investors, ensuring they achieve their investment goals.

Fund profile and investment strategy

The fund is a largely domestic, equity portfolio that aims to maximise returns over the FTSE/JSE Capped SWIX Index over time through a diversified portfolio of equity stocks, primarily domestic, under a multi-manager approach. The fund is suited to investors with a high-risk profile with a tolerance for capital volatility over the short to medium term and a five year or longer investment horizon. The fund invests in a diversified portfolio of local and global equity stocks, under a multi-manager approach. Multi management provides diversification benefits and the managers selected are mandated to implement independent, high conviction investment decisions. Strategy includes an above average component of small and medium cap shares in their respective portfolios to provide enhanced alpha. Offshore allocations of up to 25% and 5% in Africa provide further return opportunities and diversification benefits.

Fund information

Inception date:	01 November 2011
Launch date:	01 November 2011
Benchmark:	FTSE/JSE Capped SWIX (J433T) (FTSE/JSE SWIX (J403T) until 31/01/2019)
ASISA sector:	SA - Equity - General

Inception date is of the fund on the Momentum Collective Investments (MCI) Scheme. The assets of a previous version of this fund, registered under a different scheme, were amalgamated into the MCI fund at its inception. The performance track record of the previous version of the fund (for each relevant class) has been retained for performance reporting purposes.

Launch date is class specific, it is the date from which returns in this document are based.

Fund managers



Jako de Jager

BCom (Hons) Investment Management
(Since 01 Jan 2014)



Ronnie Bornman

BSc (Mathematical Statistics), CFA
(Since 01 Nov 2020)

Underlying managers	Allocation
Laurium Capital	22.78%
BlueAlpha	20.80%
Sentio	18.98%
Aylett	16.00%
Steyn Capital	13.63%
MAM - Trending Equity	7.41%
Cash/MMkt	0.40%

Investment returns

	One month	Three months	Six months	One year	Two years	Three years	Four years	Five years	Six years	Seven years	Ten years
Fund	-1.84%	4.06%	0.02%	10.54%	7.38%	14.66%	10.00%	6.61%	6.80%	6.79%	8.25%
Benchmark	-4.79%	2.95%	-1.67%	10.87%	7.21%	14.56%	9.79%	6.12%	5.73%	6.04%	8.16%
High ¹				13.17%	39.47%	45.43%	45.43%	45.43%	45.43%	45.43%	45.43%
Low ¹				0.17%	0.17%	-10.46%	-21.09%	-21.09%	-21.09%	-21.09%	-21.09%

Returns are shown for multiple time periods for information purposes. Returns over shorter time periods may reflect short term volatility in the investments of the fund. Returns over longer time periods should be referenced. Please see Investment term for this fund in the Specific risks section of this document for further information.

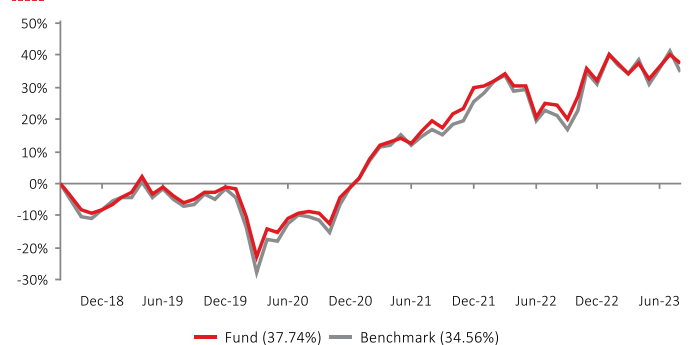
¹High/Low – highest/lowest 1 year return of the fund/class of fund during the period detailed.

Income distribution (cpu)

Month	Dividend	Interest	Total
December 2022	5.097	0.171	5.268
June 2023	3.398	0.219	3.617
September 2022 to August 2023	8.495	0.390	8.885

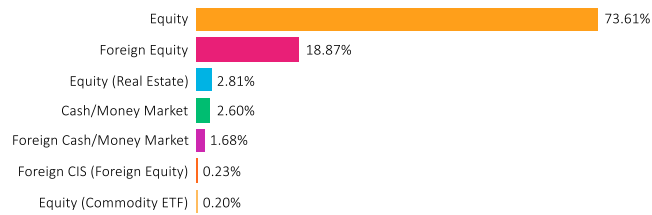
Distribution takes place: 1st working day of July and January.

Cumulative returns

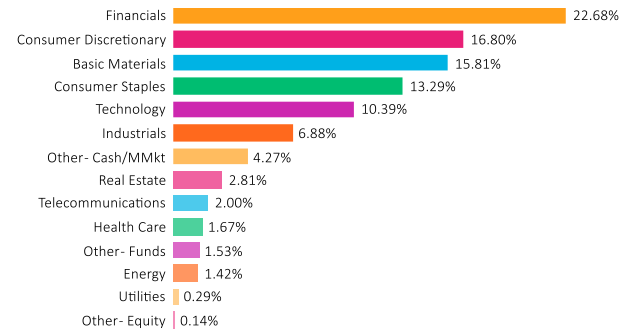


The chart reflects cumulative returns over a 5 year period.

Asset allocation



Industry allocation



The 10-largest equity holdings

Holding	Percentage
FirstRand Limited	5.12%
British American Tobacco plc	3.83%
Prosus NV N	3.60%
Absa Group Limited	3.51%
Naspers Limited	3.49%
Anglo American plc	3.12%
Standard Bank Group Limited	2.78%
Shoprite Hldgs Limited	2.46%
Nedbank Group Limited	2.36%
BHP Group Ltd	2.23%

Other information

Denomination:	ZAR
Fund size:	R 3.62 billion
Launch price:	(cpu)
Latest price (31/08/2023):	310.56 (cpu)
Status (new business):	Open
Minimum lump sum:	R 2,000
Minimum monthly:	R 250
JSE alpha code:	MBBB5
ISIN number:	ZAE000160065

Fees

Fee	Percentage (incl. VAT)
Initial management fee	0%
Initial advisory fee	0% - 3.45%
Annual management fee	1.438% p.a.
Annual advisory fee	0% - 1.15% p.a.
Performance fee	N/A


Investment objective/policy

The Momentum Equity Fund is a specialist multi managed equity portfolio that seeks to sustain high long-term capital growth. The portfolio's investment universe consists of financially sound equity securities, property shares and property related securities listed on exchanges and assets in liquid form. The portfolio may also invest in participatory interests and other forms of participation in portfolios of collective investment schemes, registered in South Africa and other similar schemes operated in territories with a regulatory environment which is of a sufficient standard to provide investor protection at least equivalent to that in South Africa and which is consistent with the portfolio's primary objective. The portfolio may from time to time invest in financial instruments, in order to achieve the portfolio's investment objective. The manager may also include unlisted forward currency, interest rate and exchange rate swap transactions. The portfolio's equity exposure will always exceed 80% with the balance, if any, invested in assets in liquid form. The manager will appoint more than one investment manager to manage the portfolio. The majority of such investment managers will be generally regarded as smaller boutique investment managers based upon a certain amount of assets under management to be determined the manager. Nothing shall preclude the manager from varying the ratios of securities or assets in liquid form in changing economic environment or market conditions, or to meet the requirements in terms of legislation and from retaining cash or placing cash on deposit in terms of the Deed and Supplemental Deed. The Trustee shall ensure that the investment policy is carried out. For the purpose of this portfolio, the manager shall reserve the right to close the portfolio to new investors. This will be done in order to be able to manage the portfolio in accordance with its mandate.

Fund limits and constraints

- Maximum exposure limits as per the ASISA fund classification structure.
- Minimum domestic assets of 70%.
- The portfolio's equity exposure will always exceed 80% with the balance, if any, invested in assets in liquid form.

Specific risks



This portfolio is permitted to invest in foreign securities which, within portfolios, may have additional material risks, depending on the specific risks affecting that country, such as: potential constraints on liquidity and the repatriation of funds; macroeconomic risks; political risks; foreign exchange risks; tax risks; settlement risks; and potential limitations on the availability of market information. Fluctuations or movements in exchange rates may cause the value of underlying international investments to go up or down. Investors are reminded that an investment in a currency other than their own may expose them to a foreign exchange risk.

Cost ratios

Period (annualised) 01/07/2020 to 30/06/2023	Percentage (incl. VAT)
Total expense ratio (TER)	1.55%
Transaction cost ratio (TC)	0.27%
Total investment charges (TIC) (TER + TC)	1.82%
Financial year-end TER to 30/06/2023	1.47%
Please see Disclosures section for further information on cost ratios.	

Disclosures

Momentum Collective Investments (RF) (Pty) Ltd (the “Manager”), registration number 1987/004287/07, is authorised in terms of the Collective Investment Schemes Control Act, No. 45 of 2002 (CISCA) to administer Collective Investment Schemes (CIS) in Securities. The Manager is the manager of the Momentum Collective Investments Scheme, and Momentum Metropolitan Holdings Ltd is a full member of the Association for Savings and Investment SA. Standard Bank of South Africa Limited, registration number 1962/000738/06, is the trustee of the scheme.

Momentum Equity Fund is a portfolio of the Momentum Collective Investments Scheme and Momentum Outcome-based Solutions (Pty) Ltd, registration number: 2004/023064/07, an authorised financial services provider (“FSP”) under the Financial Advisory and Intermediary Services Act No. 37 of 2002 (“FAIS”), FSP number 19840, is the investment manager of this portfolio.

The Total Expense Ratio (TER) is the percentage of the net asset value of the class of the Financial Product incurred as expenses relating to the administration of the Financial Product. A higher TER does not necessarily imply a poor return, nor does a low TER imply a good return. A current TER may not necessarily be an accurate indication of future TER’s. The disclosed TER is shown as an annual percentage based on data for the period from 01 July 2020 to 30 June 2023. The Transaction Costs Ratio (TC) is the percentage of the net asset value of the Financial Product incurred as costs relating to the buying and selling of the assets underlying the Financial Product. Transaction costs are a necessary cost in administering the Financial Product and impacts Financial Product returns. The TC should not be considered in isolation as returns may be impacted by many other factors over time including market returns, the type of Financial Product, the investment decisions of the investment manager and the TER. The disclosed TC is shown as an annual percentage based on data for the period from 01 July 2020 to 30 June 2023. The Total Investment Charges (TIC) is the sum of the TER and the TC and is shown as a percentage depicting the annual costs relating to the investment of the Financial Product. Cost ratios are calculated using historical actual and/or estimated data and are provided solely as an indication/guide as to the annual expenses/costs that could be incurred. These ratios do not represent any current/actual charges or fees.

All portfolio performance is calculated for a portfolio/portfolio class. Individual investor returns may differ as a result of fees, actual date(s) of investment, date(s) of reinvestment of income and withholding tax. All portfolio performance shown is net of the Total Investment Charges (TIC) but excludes any initial or ongoing advisory fees that may, if applicable, be charged separately. Annualised returns, also known as Compound Annualised Growth Rates (CAGR), are calculated from cumulative returns; they provide an indication of the average annual return achieved from an investment that was held for the stated time period. Actual annual figures are available from the Manager on request. All portfolio performance figures quoted (tables and charts where present) are as at 31 August 2023, based on a lump sum investment, using NAV-NAV prices with income distributions reinvested on the ex-dividend date. CPI/Inflation figures, where present, are lagged by one month. Cash figures, where present, are STEFI Composite Index returns. All figures quoted in ZAR. Source: Morningstar and/or Momentum.

CIS are generally medium to long-term investments. The value of participatory interests may go down as well as up and past performance is not necessarily a guide to the future. CIS are traded at ruling prices and can engage in borrowing and scrip lending. The CIS may borrow up to 10% of the market value of the portfolio to bridge insufficient liquidity. Different classes of units apply to portfolios, which are subject to different fees and charges. A schedule of fees and charges and maximum commissions is available on request from the Manager. The Manager reserves the right to close and reopen certain portfolios to new investors from time to time in order to manage them more efficiently in accordance with their mandate. This portfolio is valued daily at approx. 15h00. Latest prices can be viewed at www.momentum.co.za/collectiveinvestments and in some national newspapers. Forward pricing is used. Instructions must reach the Manager before 14h00 to ensure same-day value. The Manager does not provide any guarantee, either with respect to the capital or the return of this portfolio. Additional information on the proposed investment including, but not limited to, brochures, application forms and the annual report and any half yearly report can be obtained, free of charge, at www.momentum.co.za/collectiveinvestments or on request from the Manager.

This document should not be seen as an offer to purchase any specific product and is not to be construed as advice. Investors are encouraged to obtain independent professional investment and taxation advice before investing with or in any of the Manager’s products.

Contact and other information

Scheme

Momentum Collective Investments Scheme

Custodian/Trustee

Standard Bank of South Africa Limited

Telephone: +27 (0)21 441 4100

Registration no.: 1962/000738/06

Management company

Momentum Collective Investments (RF) (Pty) Ltd

268 West Avenue, Centurion, 0157

PO Box 7400, Centurion, 0046

Call centre: 0860 111 899

Facsimile: +27 (0)12 675 3889

Email: ci.clientservice@momentum.co.za

Web: www.momentum.co.za/collectiveinvestments

Registration no.: 1987/004287/07

Investment manager

Momentum Outcome-based Solutions (Pty) Ltd

268 West Avenue, Centurion, 0157

PO Box 7400, Centurion, 0046

An authorised financial services provider, FSP No: 19840

Telephone: +27 (0)12 671 8911

Facsimile: +27 (0)12 684 5869

Email: emailus@momentum.co.za

Web: www.momentum.co.za/business

Registration no.: 2004/023064/07

Signatory of:



Momentum Metropolitan Life Ltd is a signatory of the PRI.