

Momentum Capped All Share Fund

Class C | Minimum Disclosure Document (MDD) as at 30 April 2026

Benchmark: FTSE/JSE Capped All Share Index (J303T)

Investments managed by: Momentum Asset Management (Pty) Ltd

Fund profile

The fund is a domestic only equity portfolio that aims to replicate the returns of the FTSE/JSE Capped All Share Index prior to fees. The fund is suited for investors with a high risk profile with a tolerance for capital volatility over the short to medium term and a seven year or longer investment horizon. The fund is ideal for investors who seek general market performance at low cost.

Investment strategy


The fund follows an optimisation strategy to track its benchmark index. This means that while the fund will substantially mirror the index from a constituent and weight perspective, small deviations from the index will be allowed to enable more efficient fund management, especially where small illiquid shares are involved. The fund is continuously being rebalanced in line with changes in the benchmark index. The fund maintains a low cash weighting. Net flows to and from the fund are matched with trades on a daily basis and trading costs are minimised via transacting in futures when appropriate.

Fund information

Inception date:	06 February 2018
Launch date:	06 February 2018
Benchmark:	FTSE/JSE Capped All Share (J303T) (FTSE/JSE Capped SWIX (J433T) until 31/12/2025)
ASISA sector:	SA - Equity - SA General

Inception date is of the fund on the Momentum Collective Investments (MCI) Scheme.
Launch date is class specific, it is the date from which returns in this document are based.

Fund managers



Imtiaz Mohammed Ali
BCompt (Unisa)
(Since 06 Feb 2018)



Stanley Bisho
Bachelor of Science (Statistics), CFA
(Since 04 Feb 2026)

Investment returns

	One month	Three months	Six months	One year	Two years	Three years	Four years	Five years	Six years	Seven years	Launch
Fund	1.61%	-2.66%	8.12%	30.43%	27.17%	18.14%	15.41%	15.17%	18.39%	12.25%	10.70%
Benchmark	1.65%	-2.57%	8.25%	30.80%	27.58%	18.55%	15.80%	15.59%	18.79%	12.68%	10.89%
High ¹				54.90%	54.90%	54.90%	54.90%	54.90%	54.90%	54.90%	54.90%
Low ¹				21.89%	9.15%	-2.51%	-2.51%	-2.51%	-14.70%	-24.73%	-24.73%

Returns are shown for multiple time periods for information purposes. Returns over shorter time periods may reflect short term volatility in the investments of the fund. Returns over longer time periods should be referenced. Please see Investment term for this fund in the Specific risks section of this document for further information.

¹High/Low – highest/lowest 1 year return of the fund/class of fund during the period detailed.

Income distribution (cpu)

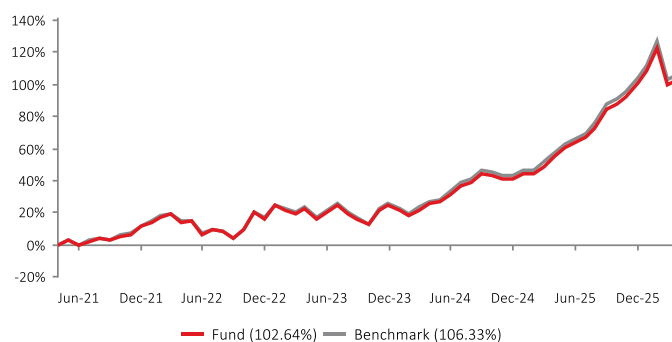
Month	Dividend	Interest	Total
June 2025	2.263	0.082	2.345
September 2025	1.259	0.059	1.318
December 2025	1.070	0.041	1.111
March 2026	1.658	0.045	1.703
May 2025 to April 2026	6.251	0.227	6.478

Distribution takes place: 1st working day of April, July, October and January.

Fund statistics

P/E Ratio:	12.99
Dividend Yield:	3.37%

Cumulative returns



The chart reflects cumulative returns over a 5 year period.

Asset allocation



The 10-largest equity holdings

Holding	Percentage
Naspers Limited	7.84%
Gold Fields Limited	7.28%
AngloGold Ashanti plc	6.07%
FirstRand Limited	5.20%
Standard Bank Group Limited	4.87%
Capitec Bank Hldgs Limited	4.35%
MTN Group Limited	4.26%
Valterra Platinum Limited	3.69%
Anglo American plc	2.79%
Absa Group Limited	2.23%

Other information

Denomination:	ZAR
Fund size:	R 2.48 billion
Launch price:	100.00 (cpu)
Latest price (30/04/2026):	168.15 (cpu)
Status (new business):	Open
Minimum investment:	Momentum Wealth platform minimums apply.
JSE alpha code:	MCSFC
ISIN number:	ZAE000254462

Fees

Fee	Percentage (incl. VAT)
Initial management fee	0%
Initial advisory fee	0% - 3.45%
Annual management fee	0.288% p.a.
Annual advisory fee	0% - 1.15% p.a.
Performance fee	N/A

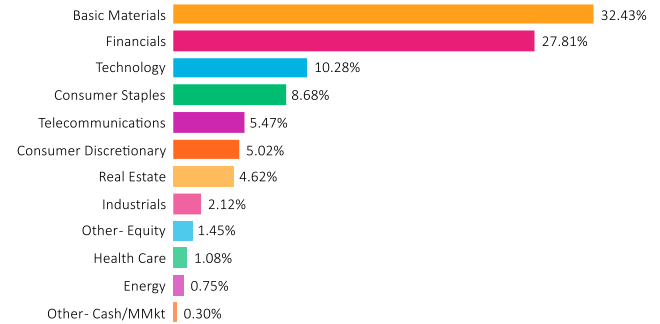
Investment objective/policy

The Momentum Capped All Share Fund is a specialist equity portfolio that will aim to achieve returns as close as possible to that of the FTSE/JSE Capped All Share Index (J303T), by tracking the index. The portfolio will include securities comprising the FTSE/JSE Capped All Share Index (J303T), in proportions to best replicate the performance of the index, and assets in liquid form. The portfolio may also invest in participatory interest or any other forms of participation in portfolios of collective investments or other similar schemes as the Act may allow from time to time and are consistent with the portfolio's investment objective. The portfolio will have no foreign exposure. The portfolio may from time to time invest in listed and unlisted financial instruments, in accordance with the provisions of the Act and applicable legislation as amended from time to time, in order to achieve the portfolio's investment objective. Nothing shall preclude the Manager from varying the ratios of securities or assets in liquid form in changing economic environment or market conditions, or to meet the requirements in terms of legislation and from retaining cash or placing cash on deposit in terms of the Deed and Supplemental Deed. The Trustee shall ensure that the investment policy is carried out. For the purposes of this portfolio, the manager shall reserve the right to close the portfolio to new investors. This will be done in order to manage the portfolio in accordance with its mandate.


Fund limits and constraints

- Exposure limits as per the ASISA fund classification structure.
- No additional restrictions.

Industry allocation



Specific risks



Any decline in the local equity market will directly impact the portfolio's performance.

Cost ratios

Period (annualised) 01/01/2023 to 31/12/2025	Percentage (incl. VAT)
Total expense ratio (TER)	0.30%
Transaction cost ratio (TC)	0.06%
Total investment charges (TIC) (TER + TC)	0.36%
Financial year-end TER to 30/06/2025	0.30%

Please see Disclosures section for further information on cost ratios.

Disclosures

Momentum Collective Investments (RF) (Pty) Ltd (the “Manager”), registration number 1987/004287/07, is authorised in terms of the Collective Investment Schemes Control Act, No. 45 of 2002 (CISCA) to administer Collective Investment Schemes (CIS) in Securities. The Manager is the manager of the Momentum Collective Investments Scheme, and Momentum Group Limited is a full member of the Association for Savings and Investment SA (ASISA). Standard Bank of South Africa Limited, registration number 1962/000738/06, is the trustee of the scheme. Momentum Capped All Share Fund is a portfolio of the Momentum Collective Investments Scheme and Momentum Asset Management (Pty) Ltd, registration number 1987/004655/07, an authorised financial services provider (“FSP”) under the Financial Advisory and Intermediary Services Act No. 37 of 2002 (“FAIS”), FSP number 623, is the investment manager of this portfolio.

The Total Expense Ratio (TER) is the percentage of the net asset value of the class of the Financial Product incurred as expenses relating to the administration of the Financial Product. A higher TER does not necessarily imply a poor return, nor does a low TER imply a good return. A current TER may not necessarily be an accurate indication of future TER’s. The disclosed TER is shown as an annual percentage based on data for the period from 01 January 2023 to 31 December 2025. The Transaction Costs Ratio (TC) is the percentage of the net asset value of the Financial Product incurred as costs relating to the buying and selling of the assets underlying the Financial Product. Transaction costs are a necessary cost in administering the Financial Product and impacts Financial Product returns. The TC should not be considered in isolation as returns may be impacted by many other factors over time including market returns, the type of Financial Product, the investment decisions of the investment manager and the TER. The disclosed TC is shown as an annual percentage based on data for the period from 01 January 2023 to 31 December 2025. The Total Investment Charges (TIC) is the sum of the TER and the TC and is shown as a percentage depicting the annual costs relating to the investment of the Financial Product. Cost ratios are calculated using historical actual and/or estimated data and are provided solely as an indication/guide as to the annual expenses/costs that could be incurred. These ratios do not represent any current/actual charges or fees.

All portfolio performance is calculated for a portfolio/portfolio class. Individual investor returns may differ as a result of fees, actual date(s) of investment, date(s) of reinvestment of income and withholding tax. All portfolio performance shown is net of the Total Investment Charges (TIC) but excludes any initial or ongoing advisory fees that may, if applicable, be charged separately. Annualised returns, also known as Compound Annualised Growth Rates (CAGR), are calculated from cumulative returns; they provide an indication of the average annual return achieved from an investment that was held for the stated time period. Actual annual figures are available from the Manager on request. All portfolio performance figures quoted (tables and charts where present) are as at 30 April 2026, based on a lump sum investment, using NAV-NAV prices with income distributions reinvested on the ex-dividend date. CPI/Inflation figures, where present, are lagged by one month. Cash figures, where present, are STEFI Composite Index returns. All figures quoted in ZAR. Source: Morningstar and/or Momentum.

CIS are generally medium to long-term investments. The value of participatory interests may go down as well as up and past performance is not necessarily a guide to the future. CIS are traded at ruling prices and can engage in borrowing and scrip lending. The CIS may borrow up to 10% of the market value of the portfolio to bridge insufficient liquidity. Different classes of units apply to portfolios, which are subject to different fees and charges. A schedule of fees and charges and maximum commissions is available on request from the Manager. The Manager reserves the right to close and reopen certain portfolios to new investors from time to time in order to manage them more efficiently in accordance with their mandate. This portfolio is valued daily at approx. 15h00. Latest prices can be viewed at www.momentum.co.za/collectiveinvestments and in some national newspapers. Forward pricing is used. Instructions must reach the Manager before 14h00 to ensure same-day value. The Manager does not provide any guarantee, either with respect to the capital or the return of this portfolio. Additional information on the proposed investment including, but not limited to, brochures, application forms and the annual report and any half yearly report can be obtained, free of charge, at www.momentum.co.za/collectiveinvestments or on request from the Manager.

This document should not be seen as an offer to purchase any specific product and is not to be construed as advice. Investors are encouraged to obtain independent professional investment and taxation advice before investing with or in any of the Manager’s products.

Contact and other information

Scheme

Momentum Collective Investments Scheme

Custodian/Trustee

Standard Bank of South Africa Limited

Telephone: +27 (0)21 441 4100

Registration no.: 1962/000738/06

Management company

Momentum Collective Investments (RF) (Pty) Ltd

268 West Avenue, Centurion, 0157

PO Box 7400, Centurion, 0046

Call centre: 0860 111 899

Facsimile: +27 (0)12 675 3889

Email: ci.clientservice@momentum.co.za

Web: www.momentum.co.za/collectiveinvestments

Registration no.: 1987/004287/07

Investment manager

Momentum Asset Management (Pty) Ltd

268 West Avenue, Centurion, 0157

PO Box 7400, Centurion, 0046

An authorised financial services provider, FSP No: 623

Telephone: +27 (0)12 671 8911

Facsimile: +27 (0)12 675 3889

Email: emailus@momentum.co.za

Web: www.momentum.co.za/assetmanagement

Registration no.: 1987/004655/07

Signatory of:

 **PRI** Principles for Responsible Investment

Momentum Metropolitan Life Ltd is a signatory of the PRI.