

Discovery Life Escalator Ninety One Value Fund

Minimum Disclosure Document

28 February 2026



Fund Detail

Portfolio manager	Discovery Life
Launch date	27 September 2012
Fund size	R32 537 386
TRI price	355.75c
Protection level (based on TRI)	284.60c
Income declaration	Rolled up within unit price
Annual protector premium ¹	0.60%
TER (including protector premium)	2.37%
Transaction cost	0.43%
ISIN	ZAE000169231

Notes

1. The premiums quoted above exclude the underlying investment manager charges.

Fund Profile and Strategy

The Discovery Life Escalator Funds have a unique structure that provides investors with protection against downward market movements as well as unlimited growth potential in rising markets. The protection level on each Escalator unit is at least 80% of the highest value the Escalator unit price has ever reached. As such, the protection level will increase over time if the Escalator Fund reaches new highs.

The Discovery Life Escalator - Ninety One Value Fund is calculated with reference to an apportionment between the Ninety One Value Fund, cash and a put option asset. The ratio between the assets is dynamically adjusted on a daily basis. As the unit price of the Ninety One Value Fund increases the apportionment to this fund increases and vice versa. This rebalancing is done automatically based on a mathematically defined algorithm managed by Discovery Life and Deutsche Bank.

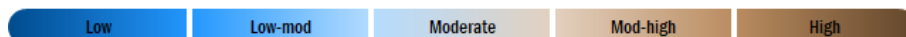
Fund Profile of Underlying Fund

The Discovery Life Escalator - Ninety One Value Fund is calculated based on the allocation of investment between the Ninety One Property Value Fund and cash. The ratio between the two assets is dynamically adjusted on a daily basis. As markets improve, the allocation to the Ninety One Value Fund increases and vice versa. This rebalancing is done automatically based on a mathematically-defined algorithm managed by Discovery Life.

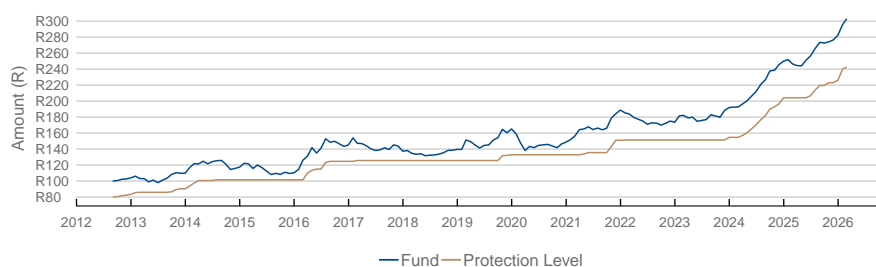
Current Escalator Weights

Description	Weight
Underlying Fund	78.97%
Cash	21.03%

Risk Profile



Historical Performance Of Lump Sum Investment



Historical Performance Table

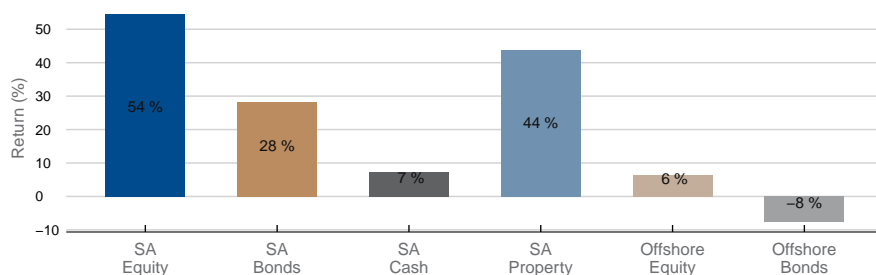
Period	Fund	Protection
1 year (Ann.)	22.91%	18.77%
3 year (Ann.)	18.50%	17.02%
5 year (Ann.)	14.17%	12.79%
10 year (Ann.)	9.17%	9.09%
Since Launch (Ann.)	8.61%	8.61%
Since Launch (Cum.)	203.14%	203.14%

Risk Statistics Table

Statistic	Fund
Volatility (Last 3 Years Ann.)	7.28%
Maximum Drawdown	-17.75%
Best Annual Return	41.34%
Worst Annual Return	-13.94%
Sharpe Ratio (Rf = 0%)	0.84
Information Ratio	0.00

Performance figures are calculated using the Total Returns Index (TRI) for a lump sum investment. The TRI is calculated by purchasing and reinvesting units on the declaration date at the Net Asset Value (NAV) price as at the reinvestment date. The TRI on any day is adjusted for NAV movements and dividend declarations. The performance is shown as net of asset management fees.

Asset Class Market Returns - 1 year



Monthly Returns Table - Last 5 Years

Year	Jan	Feb	Mar	Apr	May	Jun	Jul	Aug	Sep	Oct	Nov	Dec
2026	4.6%	2.5%	-	-	-	-	-	-	-	-	-	-
2025	0.7%	-2.1%	-0.9%	-0.1%	2.9%	2.2%	3.6%	2.9%	-0.3%	0.6%	0.9%	2.2%
2024	0.2%	0.1%	2.0%	2.1%	3.0%	2.7%	4.2%	2.6%	4.8%	0.4%	2.9%	1.8%
2023	4.6%	0.3%	-1.8%	0.5%	-2.9%	0.6%	0.7%	3.3%	-0.8%	-0.9%	4.7%	1.9%
2022	-1.8%	-0.7%	-2.4%	-1.3%	-1.3%	-2.2%	1.0%	-0.2%	-1.5%	1.4%	1.6%	-0.8%

Discovery Life Escalator Ninety One Value Fund

Minimum Disclosure Document

28 February 2026



Specific Fund Risks

Please note that following market falls, the Escalator Fund may have a high allocation to cash. This will result in a low exposure to movements in the underlying fund which means the Escalator will not fully participate in sharp market rises following such a market drop, should they occur.

Currency exchange risk - Changes in the relative values of different currencies may adversely affect the value of the Fund's investments and any related income.

Default risk - There is a risk that the issuers of fixed income investments (e.g. bonds) may not be able to meet interest payments nor repay the money they have borrowed. The worse the credit quality of the issuer, the greater the risk of default and therefore investment loss.

Derivatives risk - The use of derivatives may increase the overall risk in the Fund by multiplying the effect of both gains and losses. This may lead to large changes in the value of the Fund and potentially large financial loss.

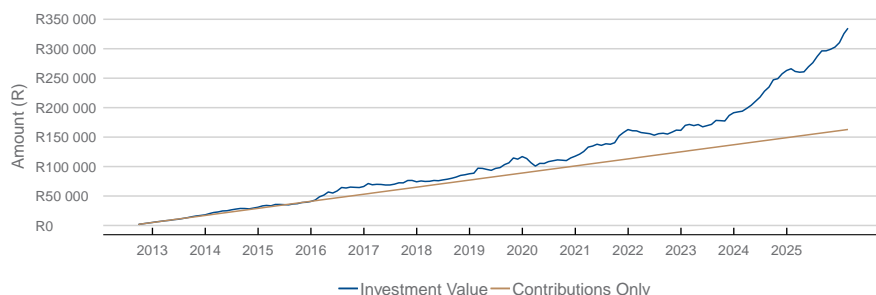
Developing market risk - Some of the countries in which the Fund invests may have less developed legal, political, economic and/or other systems. These markets carry a higher risk of financial loss than those in countries generally regarded as being more developed.

Interest rate risk - The value of fixed income investments (e.g. bonds) tends to decrease when interest rates and/or inflation rises.

Multi-asset investment risk - The Fund is subject to possible financial losses in multiple markets and may underperform more focused funds.

Third party operational risk - The Fund's operations depend on third parties. Investors in the Fund may suffer disruption or financial loss in the event of third-party operational failure.

Historical Performance of Recurring R1000 Monthly Investment



Historical Recurring Investment Performance

Period	Investment
1 year (Ann.)	28.26%
3 year (Ann.)	22.80%
5 year (Ann.)	17.24%
10 year (Ann.)	11.60%
Since Launch (Ann.)	10.10%

Historical Recurring Investment Summary

Statistic	Investment
Total Contributions - Full Period	R163 000
Final Investment Value - Full Period	R334 891

Discovery Life Escalator Ninety One Value Fund

Minimum Disclosure Document

28 February 2026



Boosts, Benefits and Protectors

To see what benefits this fund qualifies for, click [here](#).

Contact Us

Discovery

Discovery Life Limited

Physical address	1 Discovery Place, Sandton, 2196
Postal address	PO Box 653574, Benmore, 2010
Contact centre	0860 67 5777
Fax number	011 539 5777
Website	www.discovery.co.za

Discovery Life Limited, registration number 1966/003901/06, is a licensed insurer, and an authorised financial services and registered credit provider, NCR Reg No. NCRCP3555.

Disclaimer

The performance figures are based on a lump sum investment over the respective periods shown. These performances will differ from the performance achieved on a Discovery Life policy due to Discovery Life's administration and policy fees (if applicable). Unit trusts on which the Escalator Fund is based may charge their own fees. The value of units may go down as well as up and past performance is not necessarily a guide to the future. This is not a unit trust therefore this fund is not regulated by the Collective Investment Schemes Control Act. The value and performance figures are based on valuation prices received from Deutsche Bank. Actual trade prices may differ marginally.

The TER shows the percentage of the average Net Asset Value of the portfolio that was incurred as charges, levies and fees relating to the management of the portfolio. A higher TER ratio does not necessarily imply poor return, nor does a low TER imply a good return. The current TER cannot be regarded as an indication of the future TERs. During the phase in period Total Expense Ratios do not include information gathered over a full year. Transaction Costs (TC) is a measure that can be used by investors and advisors to determine the costs incurred in buying and selling the underlying assets of a portfolio. This is expressed as a percentage of the daily NAV of the portfolio calculated over a period of three years on an annualised basis. Transaction Costs (TC) are a necessary cost in administering the fund and impacts the fund's returns. It should not be considered in isolation as returns may be impacted by many other factors over time including market returns, the type of fund, the investment decisions of the investment manager and the TER. Where a fund is less than one year old since inception, the TER and TC cannot be determined accurately because of the short life span of the fund and calculations are based on actual data where possible and best estimates where actual data is not available. The TER and TC shown are the latest available figures.

The assets underlying the Discovery Life Escalator Funds are held on Discovery Life's balance sheet, except for the instrument that provides the 80% guarantee, which is provided by Deutsche Bank. This means that you bear the risk if the Escalator Fund falls below 80% of the highest value ever reached (the guarantee level) and Deutsche Bank is unable to meet the guarantee for any reason whatsoever. The cash component is invested in the Discovery Corporate Cash Fund as well as various bank accounts. The fee on the Discovery Corporate Cash Fund is 0.4% per annum.

The information provided in the fund fact sheet should not be seen as advice. The investor confirms that neither Discovery Life or any Discovery staff provided him/her with any advice (as defined in the FAIS act) and that he/she has taken particular care to consider on his/her own or with the assistance of his/her intermediary whether the investment chosen is appropriate considering his/her individual needs, personal objectives and financial situation. Discovery Life shall not be liable for any actions taken by any person based on the correctness of this information.

Discovery Life is an authorised Financial Service Provider.

Information You Need to Know about Your Investment in this Product

What is the investment?

This is not a unit trust therefore this fund is not regulated by the Collective Investment Schemes Control Act.

You understand that your investment may go up or down

1. Past performance is not necessarily a guide to future performance.
2. All returns quoted are after deduction of fund management fees.
3. All returns are in Rands.

Fees and charges for this investment

There are fees and other charges for this investment.

Funds are classified according to annual service fees so each class has its own fee structure.

Performance fees are not applicable.

You decide about the suitability of this investment for your needs

By investing in this Fund, you confirm that:

- Discovery Invest did not provide you with any financial and investment advice about this investment.
- you have taken particular care to consider whether this investment is suitable for your own needs, personal investment objectives and financial situation.
- this information is not advice as defined and contemplated in the Financial Advisory and Intermediary Services Act, 37 of 2002, as amended.
- Discovery Life shall not be liable for any actions taken by any person based on the correctness of this information.

Specific risks of this investment

- Default - there is a risk that the issuers of fixed income investments (e.g. bonds) may not be able to meet interest payments nor repay the money they have borrowed. The worse the credit quality of the issuer, the greater the risk of default and therefore investment loss.
- Derivatives - the use of derivatives may increase the overall risk in the Fund by multiplying the effect of both gains and losses. This may lead to large changes in the value of the Fund and potentially large financial loss.
- Interest rate - the value of fixed income investments (e.g. bonds) tends to decrease when interest rates and/or inflation rises.
- Third party operational - the Fund's operations depend on third parties. Investors in the Fund may suffer disruption or financial loss in the event of third-party operational failure.